




OTARU
**SAKURA
 MAP**



Mt. Tengu
 6

Tenguyama Ropeway
 ♀ Tenguyama Ropeway



to Yoichi ↗

Nagahashi Naebo Park
 2

Nagahashi bypass
 5
 ♀ Naebo-dori
 Nagahashi Crossroad



Police Box

Otaru Gymnasium
Otaru Park
 3

Otaru Civic Center

to Akaigawa ↙

TenJoJI Temple
 5

Kitagasu mae
 ♀
 Irifune 2-chome ♀

Suitengu Shrine
 4

Hanazono Koen-dori
 ♀
 Sakaimachidori Shopping Street
 17

Nidan Park
 Canal Plaza
 1 Otaru Canal

Canal Park

Temiya Park
 1

Temiya ♀



JR Minami Otaru Sta.
 8

Marcher Crossroad
 ♀

Ironai Pier
 Pier No. 2
 Pier No. 3

Minatomachi Pier



♀ : Bus Stops

5 : National Route

17 : Prefectural Route

🌸 : Recommended Spots

Otaru IC

Katsunai Pier

Wing Bay Otaru

Hiraiso Park
 7

♀ Sakuramachi

to Asari ↘



Published by : Otaru Tourism Association
 +81-134-33-2510

Otaru City Industry and Port Department Tourism Promotion Office
 +81-134-32-4111(ex.7450)


Recommended Spots

*Blooming dates may vary due to weather conditions.



1 Temiya Park


About 690 Sargent's and Yoshino cherry trees bloom early to mid-May.

Address: 2-chome, Temiya
Parking: 40 spaces
Restrooms: 4 locations (3 inside Temiya Botanical Gardens), accessible available
Bus: (Bus #2,3,10,11) Get off at "Temiya", 10-min walk
Car: 10 minutes from JR Otaru Station
 493 750 327*51



2 Nagahashi Naebo Park


About 1,500 Sargent's cherry trees bloom early to mid-May.

Address: 1-53, Saiwai
Parking: 40 spaces
Restrooms: 2 locations, accessible available
Bus: (Bus #8,17,18,38) Get off at "Naebo-dori", 10-min walk
Car: 10 minutes from JR Otaru Station
 164 747 858*08



3 Otaru Park


About 650 Sargent's and Yoshino cherry trees bloom early to mid-May.

Address: 5-chome, Hanazono
Parking: 25 spaces
Restrooms: 4 locations, accessible available
Bus: (Bus #2,3,6) Get off at "Hanazono Koen-dori", 5-min walk
Car: 5 minutes from JR Otaru Station
 164 689 347*43



4 Suitengu Shrine


Yoshino and double-flowered cherry trees bloom early to mid-May at this shrine overlooking the Otaru Port and Sakaimachi.

Address: 3-1, Aioi-cho
Parking: NO
Restrooms: 1 location
Bus: (Bus #2,3,6) Get off at "Hanazono Koen-dori", 5-min walk
Car: 10 minutes from JR Otaru Station
 493 660 748*40



5 Tenjoji Temple


The 30 Yoshino cherry trees bloom early May.

Address: 4-32-1, Irifune
Parking: 30 spaces
Restrooms: NO
Bus: (Bus #24) Get off at "Kitagasu-mae", 1-min walk / (Bus #4) Get off at "Irifune 2-chome", 3-min walk
Car: 10 minutes from JR Otaru Station
 164 659 745*46



6 Mt. Tengu


Tengu Sakura, the 100 years old Sargent's cherry tree at the top of Mt. Tengu, is the last cherry tree to bloom in Otaru (mid-May).

Parking: 200 spaces (at the foot of the mountain)
Restrooms: 2 locations at the mountaintop, accessible available
Bus: (Bus #9) Get off at "Tenguyama Ropeway"
Car: 15 minutes from JR Otaru Station
<https://tenguyama.ckk.chuo-bus.co.jp/>
 164 657 101*04



7 Hiraiso Park


About 100 Yoshino, Sargent's and double-flowered cherry trees bloom during mid-May.

Address: 20, Wakatake-cho
Parking: 15 spaces
Restrooms: 2 locations
Bus: (Bus #2,6) Get off at "Sakura-machi", 10-min walk
Car: 15 minutes from JR Otaru Station
 493 634 127*68



8 JR Minami Otaru Station

The cherry tree outside the station blooms early to mid-May and can be enjoyed from the platform.

Address: 10-7, Sumiyoshi-cho
Parking: NO
Restrooms: 1 location, accessible available
 493 661 159*55