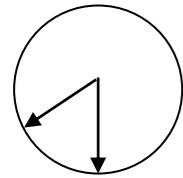


Please put out household garbage in the designated garbage bags (provided fee) and with the designated garbage disposal labels (provided fee) affixed as necessary.



Put out your Garbage
by 8:30 a.m.

For recyclable garbage, the collection service is provided free of charge.

How to Put Out Garbage

Use of Designated Garbage Bags

Designated garbage bag



Burnable waste --- Place in the designated yellow bags.

Waste paper, paper, food scraps, disposable diapers, sanitary items, clothing, stuffed toys, small amounts of tree branches, fallen leaves, cigarette butts, etc.

Non-burnable waste --- Place in the designated blue bags.

Bottles of cosmetics, oil cans, paint cans, pots, kettles, frying pans, wash bowls, buckets, glass, ceramics, stationary, toys, video tapes, cassette tapes, metal products, etc.

Use of Garbage Disposal Labels

These labels should be affixed directly to non-bulky garbage that does not fit in the designated garbage bags (bulky garbage: 1 m or more on the longest side or diameter, 50 kg or more in weight or 0.1 m³ or greater in volume).



For burnables



For non-burnables

Garbage Cleared by Volunteers is Collected Free of Charge

When volunteering to clean up litter in parks, sidewalks, and other areas, please place the collected trash in the designated trash bags and leave them at the specified collection points. They will be collected free of charge. For information about the designated bags, please contact the Cleaning Office (Tel: 0134-22-3854).

Garbage Collection Charges ※ Purchasable from one bag

Type	Handling fees (tax. incl.)	
	Unit price	A bag of 10
Designated garbage bags for burnable waste (yellow)	5-liter bag	¥10 / ¥100
	10-liter bag	¥20 / ¥200
Designated garbage bags for non-burnable waste (blue)	20-liter bag	¥40 / ¥400
	30-liter bag	¥60 / ¥600
	40-liter bag	¥80 / ¥800
Designated garbage disposal labels for burnable waste (yellow)	¥80	
Designated garbage disposal labels for non-burnable waste (blue)		

Mark of shops that stock the bags and labels




The designated garbage bags and labels are on sale at supermarkets, convenience stores, general merchandise stores, grocer's stores, etc., displaying this mark.

How to Put Out Recyclables



Garbage to be put out on the collection days for cans etc. Please separate it into five types.

1. Cans (aluminum, steel)	Cans for beverages, beer, canned food, snacks, powdered milk, pet food, etc.	Use transparent or semi-transparent bags.
2. Bottles (glass)	Bottles for juice, alcoholic beverages, seasoning, etc.	Use transparent or semi-transparent bags.
3. Fluorescent tubes, light bulbs	Straight, circular and light bulb types, glow lamps	Wrap them in the paper containers used at the time of purchase, newspaper, etc.
4. Batteries (dry batteries, coins, button batteries, rechargeable batteries)	Be sure to insulate the metal terminals with tape before putting out.	Use transparent or semi-transparent bags.
5. Spray cans	Cassette-type compressed gas cylinders, hair spray and other cans	Use up the contents, puncture them and put them out in transparent or semi-transparent bags.

Garbage to be put out on the collection days for paper products. Please separate it into five types.

1. Paper packages	Packages for milk, juice, sake and other beverages	Cut it out and strap it crosswise.
2. Newspaper	In addition to newspaper, flyers and miscellaneous paper are also collected.	Strap it crosswise.
3. Magazines, books	Magazines, catalogues, books, etc.	Strap it crosswise.
4. Cardboard	Put out waterproof-waxed cardboard, which is not recyclable, as burnable waste.	Remove hooks and packing tape, flatten and strap it crosswise.
5. Paper containers and packaging	Articles with the Mark  are collected: confectionery boxes, empty tissue-paper boxes, paper roll cores, paper cups, paper bags, packaging materials, mounts and lids	Put them together and use transparent or semi-transparent bags.

Garbage to be put out on the collection days for plastic items. Please separate it into two types.

1. PET bottles	Those carrying the mark shown on  are collected; limited to containers of beverages, alcoholic drinks and seasoning.	Rinse bottles with water, remove lids and labels, and put them in transparent or semi-transparent bags.
2. Plastic containers and packaging	Those carrying the mark  , such as bottles, tubes, cups, lids, vinyl bags, cellophane wrap and trays	Food and other waste materials should be rinsed off before being put into transparent or semi-transparent bags.

Collection frequency

Types	Waste Categories	Collection frequency	Remarks
Burnable waste	Burnables	Twice a week	To be collected also on national holidays. Not to be collected on the year end and New Year holidays, Saturdays and Sundays. Please refer to the collection calendar by district.
Non-burnable waste	Non-burnables	Every two weeks	
Recyclables	Cans etc.	Every two weeks	
	Paper products	Every two weeks	
	Plastic items	Once a week	

For inquiries about garbage and recyclables, contact:

- Collection & collection sites : Waste Management Office
Tel: 0134-22-3854
- How to separate and put out garbage :
Waste Reduce Promotion Section
Tel: 0134-32-4111 ext. 323
- Designated garbage bags and labels : Management Section
Tel: 0134-32-4111 ext. 464

Issued by the Otaru City Citizen Affairs and Environmental Department,